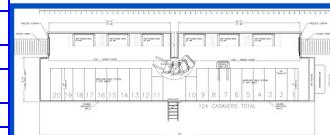
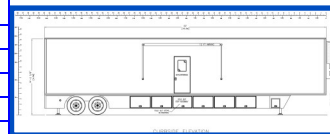
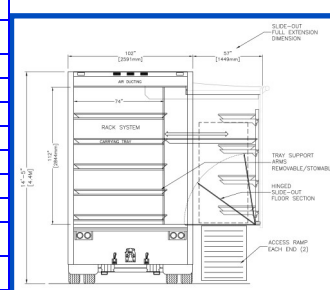
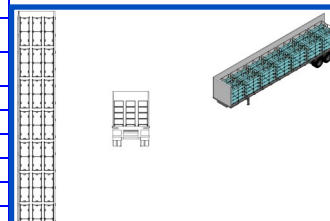
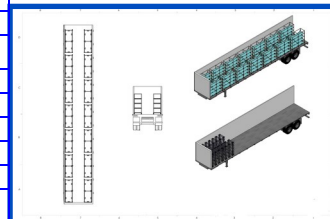
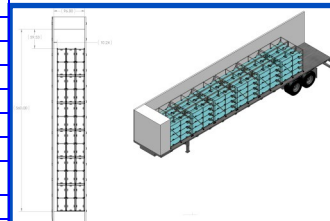


Specifications of Base Unit F-MORT5384BT 84 Remains Trailer System (▶ = Option to Base Model)

53' Refrigerated Tractor Trailer to Included Lift Gate Refrigeration Unit, Power Unit and all Equipment and Accessories to Store 84 Remains 21 - 4 Tier Cadaver Storage Racks 84 - Stainless Cadaver Trays 1 - Cadaver Tray Lift 115 - Locking Cadaver Rack Clips

<b>1) Model &amp; Payload Capacity</b>	
MODEL	VS2RA
PAYLOAD CAPACITY	55,000 LBS EVENLY DISTRIBUTED PAYLOAD CAPACITY
GROSS VEHICLE WEIGHT RATING	65,000 LBS GVWR
<b>2) Dimensions</b>	
LENGTH	53'0" OVERALL LENGTH
OVERALL HEIGHT	13'6" O/A HEIGHT ON 46-1/2" FIFTH HT FOR 107-1/8" POST HT
WIDTH	102-3/8" OVERALL WIDTH
<b>3) Deck</b>	
DECK TYPE	STRAIGHT DECK
<b>4) Front Subframe</b>	
FRONT SUBFRAME	4-1/4" DEEP BOX BEAM DESIGN FRONT SUBFRAME
APPROACH PLATE	9GA HITEN 80 STEEL FULL WIDTH APPROACH PLATE
KINGPIN PLATE	3GA HIGH TENSILE STEEL FULL WIDTH KINGPIN PLATE
KINGPIN TYPE	AAR HARDNESS CRUCIFORM KINGPIN
KINGPIN LOCATION	36" KINGPIN LOCATION
CONDUIT	(1) CONDUIT THROUGH FRONT SUB 30-1/2" FROM C/L ON ROADSIDE
COVER PLATE	EXTRUDED ALUM COVER ON FRONT FACE OF APPROACH PLATE
<b>5) Support Legs</b>	
SUPPORT LEG LOCATION	SUPPORT LEG LOCATION OF 105" FROM C/L OF KINGPIN
SUPPORT LEG CRANK LOCATION	ROADSIDE SUPPORT LEG CRANK LOCATION
SUPPORT LEG BRACING	BOLT ON SUPPORT LEG X-BRACING W/7GA 3-1/4" DEEP HIGH TENSILE STEEL CHANNEL
SUPPORT LEGS	JOST MODEL A401 ENHANCED 50,000 LBS CAPACITY SUPPORT LEGS WITH 10" X 10" CUSHION FOOT
<b>6) Frame, Rails &amp; Cross members</b>	
BOTTOM RAILS	11" DEEP HEAVY DUTY EXTRU ALUM BOTTOM RAILS, TAPERED FRT & REAR
CROSSMEMBERS FRONT SUB TO LEGS	4" ALUM I BEAM CMEMS W/(4) RIVET ENDCLIPS ON 12" C/L FRONT SUB TO SUPPORT LEGS
CROSSMEMBERS OVER SUPPORT LEGS	(5) 4" STEEL I BEAM CMEMS W/(4) RIVET ENDCLIPS ON 12" C/L OVER SUPPORT LEGS
CROSSMEMBERS LEGS TO REAR SUB	5-1/2" ALUM I SHAPE CMEMS W/(4) RIVET ENDCLIPS ON 12" C/L SUPPORT LEGS TO REAR SUB
CROSSMEMBERS OVER REAR SUBFRAME	4" STEEL I BEAM CMEMS W/(4) RIVET ENDCLIPS ON 12" C/L W/STD REINF OF a(1) ADDL CMEM IN REAR 34"
<b>7) Rear Sub frame</b>	
RUBBER DOCK BUMPERS	(1) PAIR RUBBER DOCK BUMPERS 2" PROUD
VERTICAL & HORIZONTAL DOCK BUMPER	DOT HTN 50 VERT W/NONSLIP CORTEN HORIZ 22" MAX BTM OF HORIZ TO GRD W/IN LESS THAN 4" O.A.W. EA SIDE
VERTICAL & HORIZONTAL DOCK BUMPER MATERIAL	▶ SST VERTICAL AND HORIZONTAL DOCK BUMPER
<b>8) Suspension/Axles/Actuation</b>	
SLIDER SUSPENSION LOCATION	70" REAR SUSPENSION LOCATION AND 166" FORWARD SUSPENSION LOCATION FOR 96" OF SLDR TRAVEL
OIL SEALS	STEMCO "GUARDIAN HP" OIL SEAL ** GUARDIAN HP OR DISCOVER SEAL REQD FOR STEMCO PLAT PERFORM WARRANTY
AIR BRAKE CHAMBERS	BENDIX EVERSURE 3030 AIR BRAKE CHAMBERS
AIR ACTUATION	ONE TANK AIR ACTUATION SYSTEM W/SPRING BRAKES
SLACK ADJUSTERS	BENDIX VERSAJUST AUTOMATIC SLACK ADJUSTERS
AIRRIIDE DUMP VALVES	▶ **NOTE** This trailer does not have a dump valve due to the Surelok device
BRAKE LINING STYLE	HENDRICKSON HXS BRAKE LINING STYLE FOR USE W/ INTRAAX
AXLE SPINDLE NUTS	STEMCO "PRO-TORQ" SPINDLE NUT *REQD FOR STEMCO PLATINUM PERFORMANCE SYS WARRANTY*
HUB PILOTED SYS W/OUTBOARD DRUMS FOR 16-1/2" X 7" BRAKES	10 STUD HUB-PILOTED SYSTEM WITH OUTBOARD CAST DRUMS WITH 16-1/2" X 7" BRAKES
ANTILOCK BRAKE SYSTEMS (ABS)	BENDIX TABS-6 2S/ 1M ABS SYSTEM WITH SR-5 SPRING BRAKE VALVE
WHEEL BEARING LUBRICATION	MOBIL LUB HD PLUS 80W-90 OIL
HUB STUDS	▶ HUB PILOTED SYSTEM WITH LONGER STUDS FOR FUTURE INSTALLATION OF ALUMINUM WHEELS
ANTI-DOCK WALK DEVICES	▶ HENDRICKSON SURELOK ANTI-DOCK WALK DEVICE
HUBCAPS	STEMCO INTEGRATED "SENTINEL" HUBCAP *REQD FOR STEMCO PLATINUM PERFORMANCE SYS WARRANTY*
AXLE MANUFACTURER	HENDRICKSON AXLES
AXLE SPINDLE TYPE	N-SPINDLE TYPE
WHEEL BEARINGS (CONES) AND RACES (CUPS) MANUFACTURER	GENERAL BEARINGS (CONES) AND RACES (CUPS)
HENDRICKSON AIRRIIDE SYSTEMS WITH INTEGRAL AXLES	HENDRICKSON HKANT 40K AIRRIIDE/ SLIDER SYSTEM W/49" AXLE SPACING ON HEAVY DUTY SLIDER
SLIDER PIN RELEASE MECHANISM	HENDRICKSON QUIK DRAW AIR OPERATED SLIDER REPOSITIONING SYSTEM
<b>9) Front Wall</b>	
FRONT CORNER POST	.080 EXTRA ALUM 4-2/4" RADIUS FRONT CORNER POST
FRONT WALL POSTS	1" "J" EXTRU ALUM FRT WALL POST W/(2) ADDL 3-1/4" DEEP STEEL REEFER UNIT SUPPORT POSTS
FRONT PANELS	.040 ALUM FRONT PANELS
REEFER UNIT INSTALLATION	▶ Provide/Install Carrier 2100A Refrigeration Unit. Incl prep, bulkhead, tank, chute.
GLADHANDS AND RECEPTACLE	GLADHANDS (W/SCREEN) AND RECEPTACLE MOUNTED ON AN ALUM EXTRU OFFSET TO R/S 30"
FRONT CORNER POST INSERTS	STAINLESS STEEL FRONT CORNER POST INSERTS
PREP FOR THERMO KING FRONTMOUNT REFRIGERATION UNIT	PREP FOR THERMO KING SB SERIES SINGLE COMPARTMENT FRONT MOUNT REEFER UNIT W/O ELECTRIC STANDBY
REFRIGERATION UNIT OPENING COVER	SHEET METAL COVER (INCLS SEALANT FULL PERIMETER OF OPENING)
<b>10) Side Walls</b>	
SIDE PANELS	▶ .040 ALUM CORRUGATED SIDE PANELS
SIDE POSTS	1" "J" SHAPE EXTRU ALUM SIDE POST W/16" MAX C/L FROM FT TO REAR OF SUPT LEGS W/24" C/L LEGS TO REAR



<b>11) Roof</b>	
TOP RAILS	6-3/8" HEAVY DUTY EXTRUDED ALUM TOP RAILS
ROOF SKIN	.025 ONE PIECE ALUM COIL ROOF SKIN
ROOF BOWS	1" EXTRU ALUM "J" SHAPED ROOF BOWS ON 48" C/L
<b>12) Rear Doors</b>	
REAR CASE & BUCKPLATE MATERIAL	**NOTE** SST Rear Door Case for Roll-up Door
REAR DOOR ROLLUP TYPE	TODCO POLRGUARD RUP DOOR 2-1/2" W/PPW FIBRGLASS FACE (SNGLE TRAC) INCLS LED ID/CLR LGTS
INSTALL REAR LIFT GATE	Provide/Install Walco GT-33-70 Gate. 102" Wide. 70" x 80" +10" Ramp.
<b>13) Floor</b>	
FLOOR TYPE	1-3/8" NOM HD EXTRU ALUM DRY FRT FLOOR KNURLED
TROUGHS	**NOTE** EXTRU ALUM TROUGH AT FRONT ONLY
DRAINS	(2) DRAINS FRONT AND (2) REAR
REAR THRESHOLD	**NOTE** Roll up door Rear Threshold
FORK LIFT REINFORCING	BEARING GRID SYS AT REAR W/HWDW FILLERS FULL LENGTH & ALUM I CORES REAR 36" OF FLR IN CTR 68"
<b>14) Insulation</b>	
INSULATION TYPE	POLYURETHANE INSULATION FOAMED IN PLACE
FRONT WALL THICKNESS	4" THICK FRONT WALL
SIDE WALL THICKNESS	2" THICK SIDE WALL
ROOF THICKNESS	3" THICK ROOF
FLOOR THICKNESS	3" THICK FLOOR
REAR DOOR THICKNESS	3" THICK REAR DOORS
CROSSMEMBER FLOOR FILLERS	HARDWOOD FLOOR FILLERS FULL LENGTH
FLOOR UNDERSKIN	.040 VERSITEX COIL FLOOR UNDERSKIN
<b>15) Lining</b>	
FRONT WALL LINING	.065 (NOM) VERSITEX-UTILITY VR2 FRONT WALL LINING
SIDE WALL LINING	.065 (NOM) VERSITEX-UTILITY VR2 SIDE WALL LINING
ROOF LINING	.065 (NOM) VERSITEX-UTILITY VR2 ROOF LINING
WEARBAND	6" EXTRA HEIGHT EXTRUDED ALUM STD DUTY WEARBAND TOTAL OF 16" INCL REINFORCING BEHIND WEARBAND
LOGISTIC RAILS	(1) ROW SERIES "E" GALV RECESS MTD LOG TRACK ON SIDE WALLS
<i>REQUIRED INFORMATION:</i>	
Locate E-track 48" inches from centerline of track to top of floor.	
<b>16) Electrical System</b>	
MAIN HARNES	UTM MOISTURE RESISTANT "MULTI-PURPOSE" HARNESS W/INTERNAL GROUND AND 7-WAY PLUG
ELECTRICAL RECEPTACLE	7-WAY ELECTRICAL RECEPTACLE W/O CIRCUIT BREAKERS
CLEARANCE LIGHT QUANTITY	2-5-6-5 CLEARANCE LIGHT PACKAGE (INCLS CLEARANCE LIGHT ON BTM RAIL ABOVE COMBO)
SIDE MOUNTED DIRECTIONAL LIGHT	GROTE SUPERNOVA A LED COMBO SIDE MTD DIR/CLRN LIGHT ON BRACKET BELOW BOTTOM RAIL EACH SIDE
STOP/TAIL/TURN LIGHTS	GROTE 4" L.E.D. (3-DIODE) STOP/ TAIL/ TURN LIGHT (2) PER SIDE WITH BLACK SNAP-IN FLANGE
LICENSE LIGHT	GROTE L.E.D. LICENSE LIGHT
CONSPICUITY TAPE LOCATION	CONSPICUITY TAPE ON BOTTOM RAILS AND AT REAR OF TRAILER (FOR D.O.T, MINIMUM LOCATION)
CONSPICUITY TAPE	FACTORY CHOICE CONSPICUITY TAPE
UPPER CLEARANCE LIGHTS	FACTORY CHOICE LED UPPER RAIL CLEARANCE LIGHTS WITH 3" MOUNTING HOLE C/L
LOWER CLEARANCE LIGHTS	GROTE MICRONOVA LED PC RATED LIGHT
ABS (ANTI-LOCK) WARNING LIGHT	GROTE MICRONOVA LED P2 RATED LIGHT
STOP/TAIL/TURN LIGHT CONFIGURATION	GROUPED STOP/TAIL/TURN LIGHTS
REAR HEADER CLEARANCE LIGHTS	GROTE MICRONOVA L.E.D. GROMMET MOUNTED REAR HEADER ID/CLR LIGHTS
<b>17) Finish Specifications</b>	
TOP FRONT & TOP SIDE RAIL FINISH	NATURAL ALUM FINISH TOP FRONT & TOP SIDE RAILS
BOTTOM SIDE RAIL FINISH	NATURAL ALUM FINISH BOTTOM SIDE RAILS
FRONT CORNER POST FINISH	NATURAL ALUMINIUM FINISH FRONT CORNER POSTS
FRONT PANEL FINISH	PREPAINTED WHITE FRONT PANELS
SIDE PANEL FINISH	PREPAINTED WHITE SIDE PANELS
REAR DOOR PANEL FINISH	**NOTE** PREPAINTED WHITE FIBERGLASS REAR DOOR PANEL FINISH
FRONT APPROACH PLATE FINISH	NATURAL ALUM FINISH FRONT APPROACH PLATE
FRONT SUBFRAME ASSEMBLY FINISH	FRONT SUBFRAME FULLY IMMERSED IN BLACK RUST PREVENTATIVE FINISH (ZERO VOC HOT DIP)
SUPPORT LEG FINISH	UTM BLACK SCHARPF ON SUPPORT LEGS
REAR SUBFRAME FINISH	UTM BLACK SCHARPF ON REAR SUBFRAME
REAR CASE FINISH	SATIN FINISH STAINLESS STEEL REAR CASE
VRTCL & HORZNTL DOCK BMPR FINISH	UTM BLACK ENAMEL FINISH ON HORIZ DOCK BUMPER; BLACK SCHARPF ON VERTICAL DOCK BUMPER
ROOF EXTERIOR FINISH	NATURAL ALUM ROOF EXTERIOR FINISH
FRONT CORNER POST INSERT FINISH	STAINLESS STEEL FINISH FRONT CORNER POST INSERTS
<b>18) Miscellaneous</b>	
MUDFLAP TYPE	WHITE PLASTIC ANTI-SAIL MUDFLAPS W/UTM LOGO, MOUNTED WITH STEEL REINFORCING STRAPS
FHWA INSPECTION REPORT	FHWA INSPECTION REPORT COPY MAILED TO DEALER SALESPERSON FOR EACH UNIT
<b>19) Tires, Wheels &amp; Rims</b>	
WHEEL & RIMS	8 - 22.5 X 8.25 Factory Choice 10 Holes Hub-Piloted
TIRES	8 - 275/80R 22.5 Michelin-XT-1 14-Ply

**Special Instructions:** Galvanized Recessed E-Track on Side Wall will be Located @ 48" C/L from Top of Floor.

